

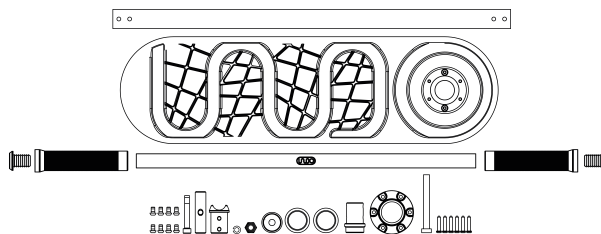


# INDO PRO

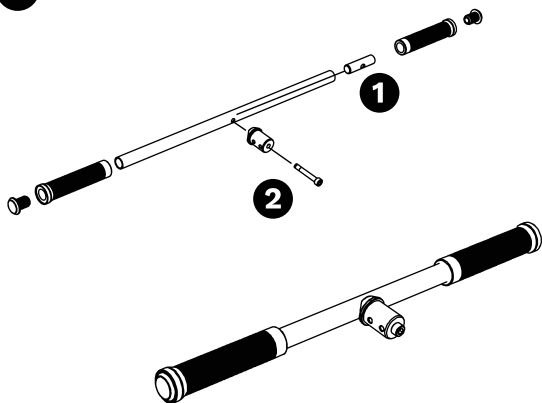


@INDOTHETRICKSCOOTER  
WWW.INDOTRICKSCOOTER.COM

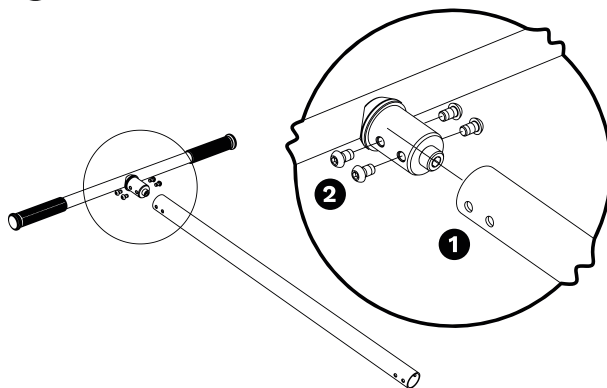
## 00 CONTENT



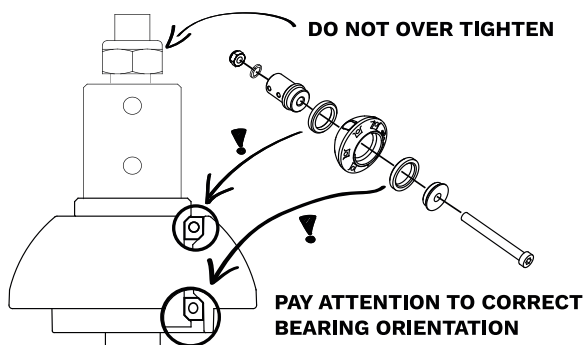
01



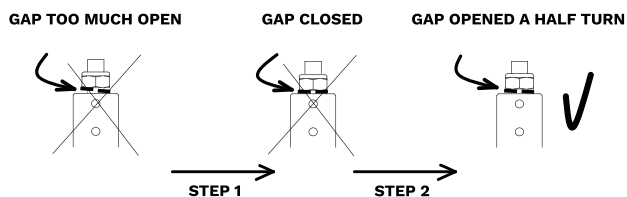
02



03



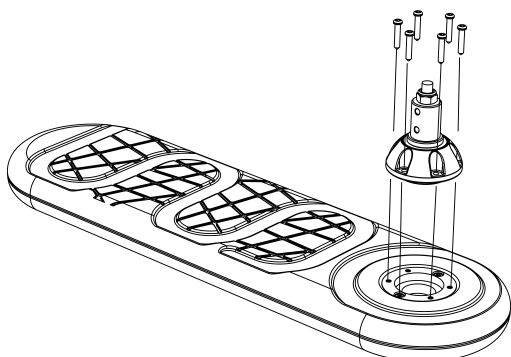
## 04 ADJUST COMPRESSION



Step 1: Tighten the nut until the Gap is closed. **DO NOT OVER TIGHTEN!**  
Step 2: Open the nut a half turn

! The top nut adjusts the tightness of the compression system. Overtightened nut causes stickiness to the deck rotation, while too loose nut reduces the compression and leaves unwanted play into the headset. Adjust the headset according to the instruction in the diagram!

05



06

